



Persistent & Emerging
Threats Toxicology Team

ENVIRONMENTAL APPLICATIONS OF 3D PRINTING: BENEFICIAL USE OF DREDGED SEDIMENT

Alan J. Kennedy (Alan.J.Kennedy@usace.army.mil)

Mark Ballentine (Mark.L.Ballentine@usace.army.mil)

Paige Krupa (Paige.M.Krupa@usace.army.mil)

U.S. Army Engineer Research and Development Center

Vicksburg, MS 39180



US Army Corps
of Engineers



Click for project information
(ERDC EWN site)



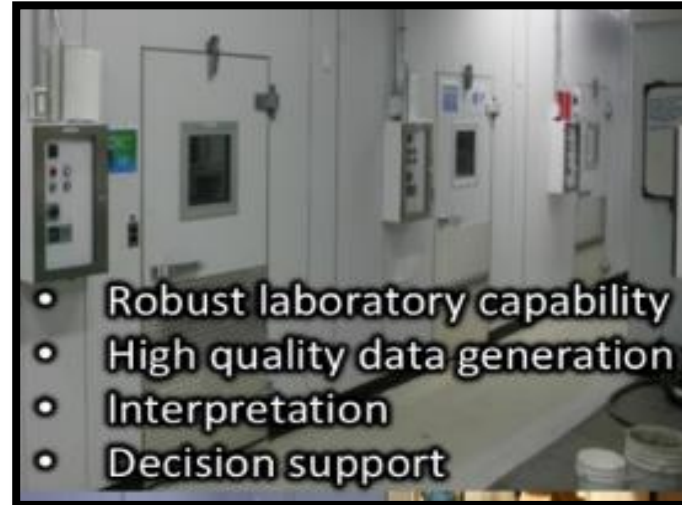


Type of Work

Facilities: >10,000 sq. ft



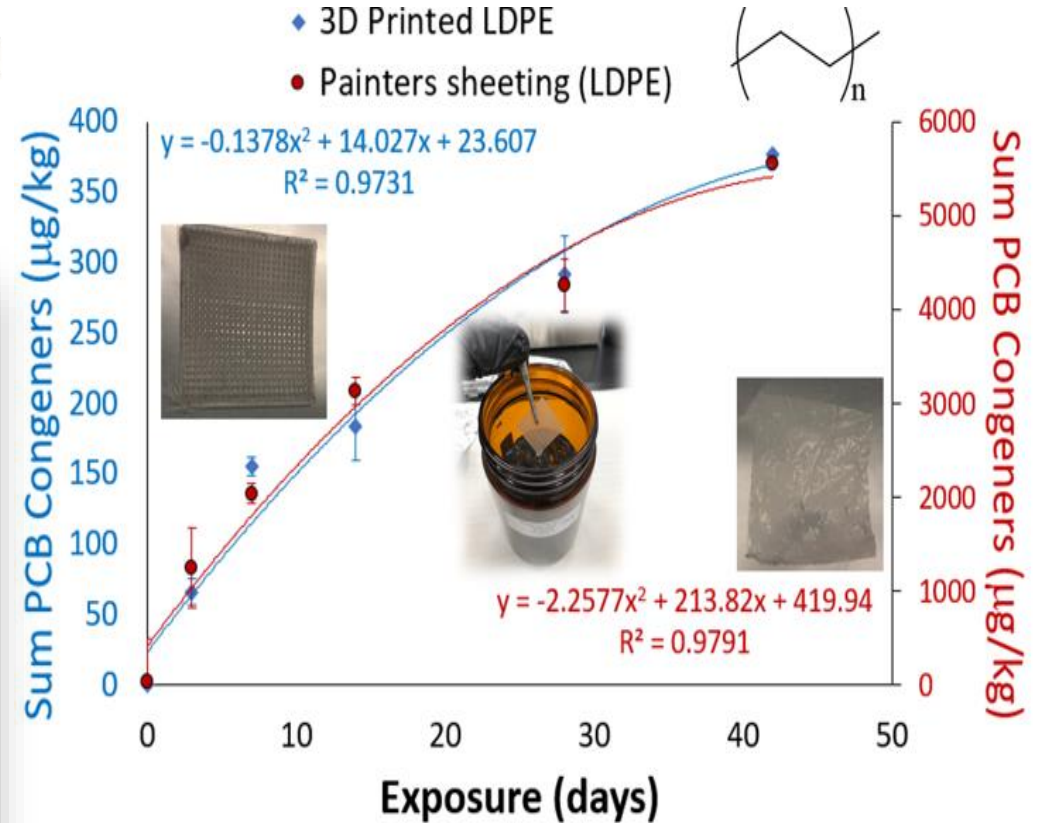
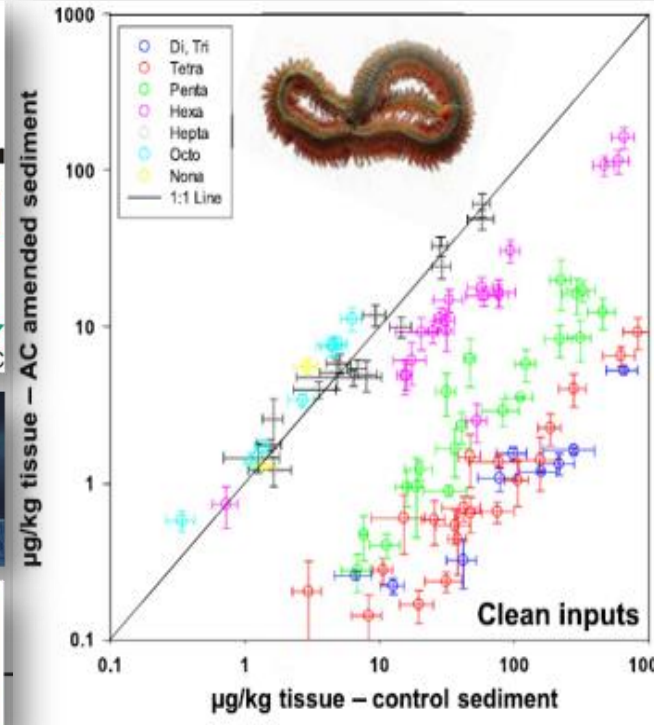

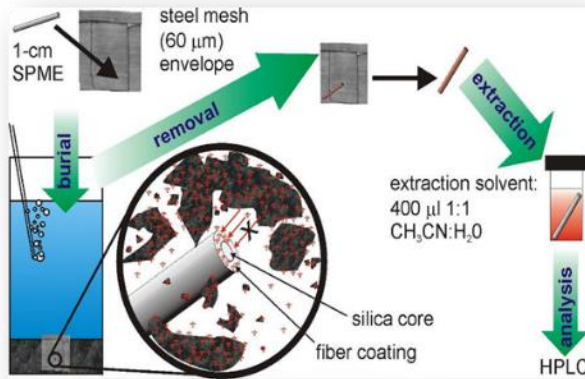
- Environmental Toxicology Research Center
 - Animal testing
 - Sediment processing & storage
- Sediment, Particle and Polymer Characterization Lab
- Advanced and Additive Manufacturing Environmental Applications Lab (ANAMAL)
- New: Environmental Contaminant Mesocosm Effects Lab (EcoMEL)



Sediment Passive Samplers

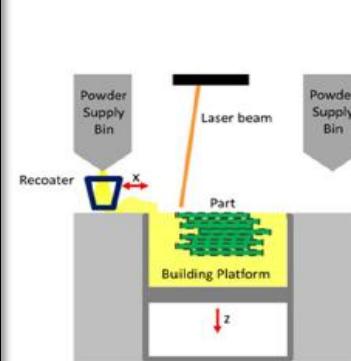
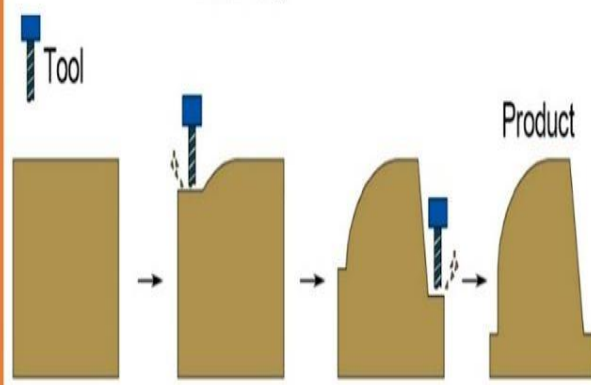
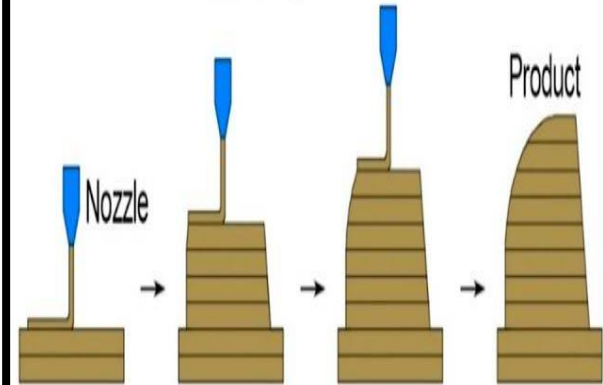
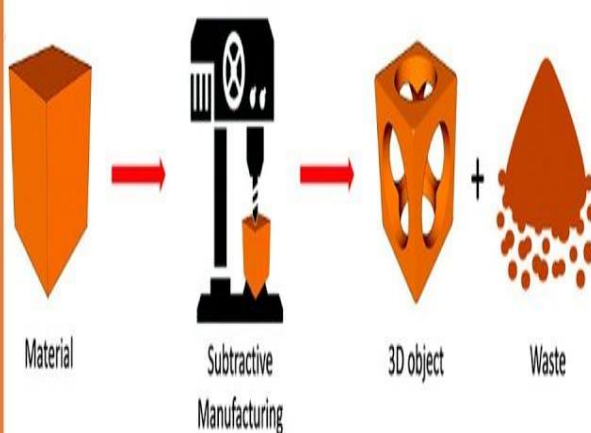
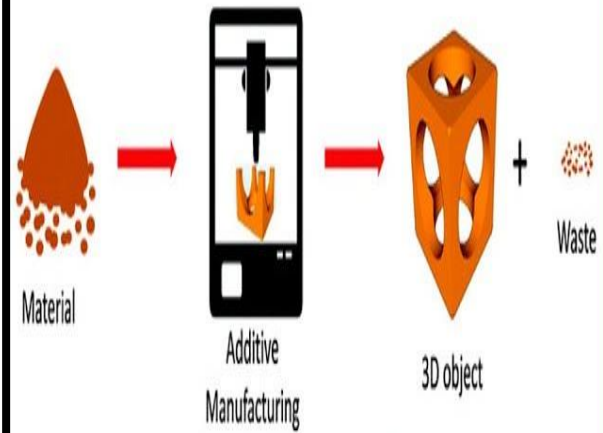
Can they be 3D printed?

Sampling Phase or Media	Configuration
Polydimethylsiloxane (PDMS-SPME)	Coated fiber, vial
Polyethylene (PE)	Film/sheet, tube
Polyoxymethylene (POM)	Film/sheet
Ethylvinylacetate (EVA)	Coated vial
Silicone rubber	Sheet, Ring

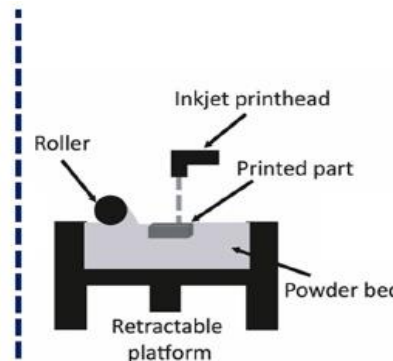


Additive Manufacturing

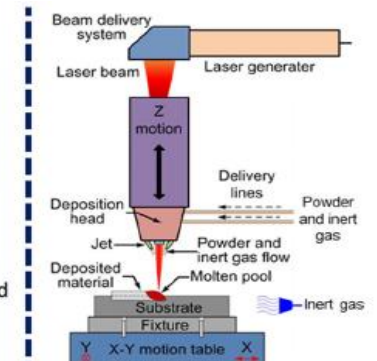
Subtractive Manufacturing



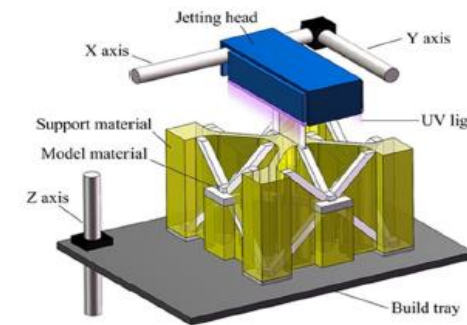
(a) Powder bed fusion



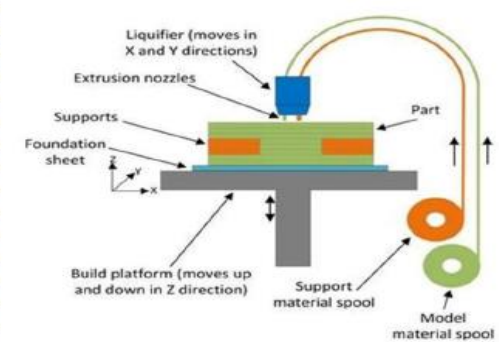
(b) Binder jetting



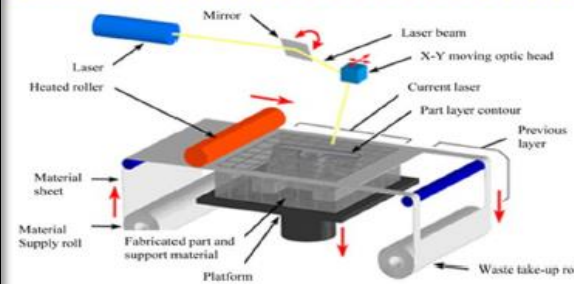
(c) Directed energy deposition



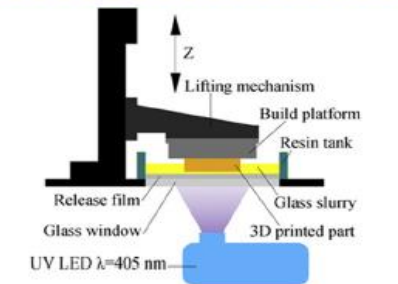
(d) Material jetting



(e) Material extrusion




(f) Sheet lamination

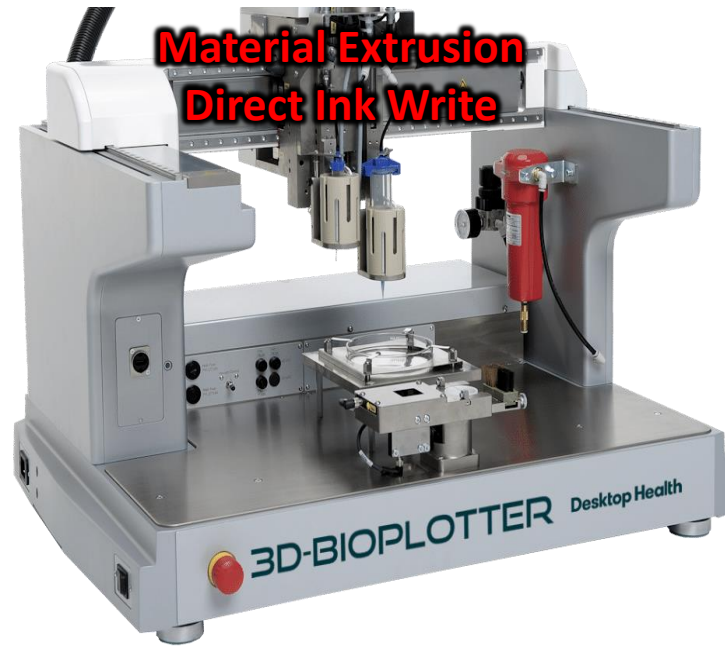


(g) Vat Photopolymerization






**Material Extrusion
Fused Filament Fabrication**




**Material Extrusion
Direct Ink Write**




Binder jetting



Vat polymerization



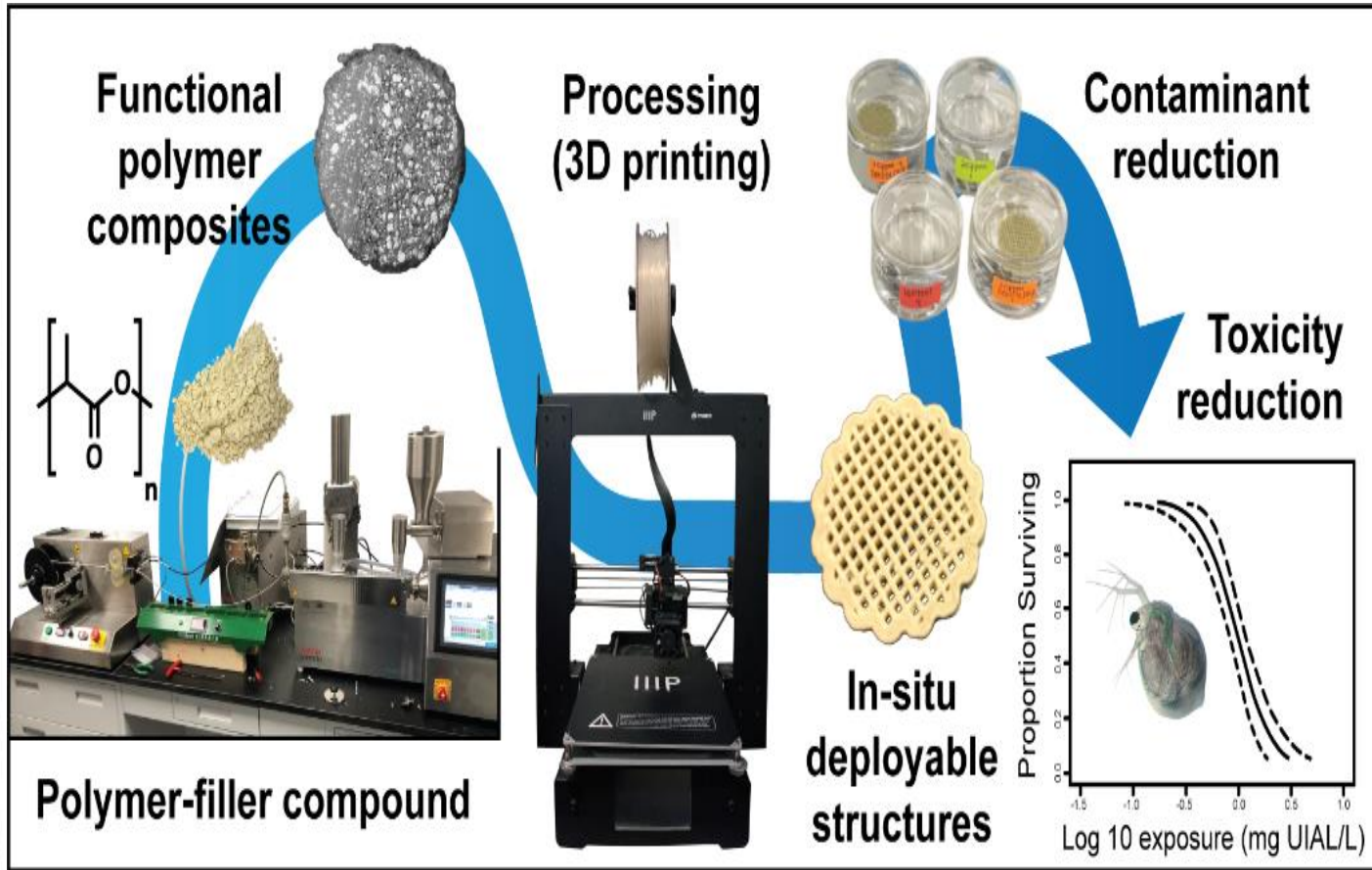
**Material Extrusion
Fused Filament Fabrication**



**Material Extrusion
Clay**

Motivation

Why AM for Environmental Applications???



Consideration	Traditional	AM
Complex geometry <i>Overlapping structure</i>	0	++
Design Freedom <i>Customization, prototypes, iteration</i>	--	++
On-site, On-demand <i>Printing on vessels at sea</i>	--	++
Multi-material/functionality <i>Adsorption & destruction</i>	-	+
Porosity <i>H₂O & chemical absorption</i>	--	++
Scale up	++	--



3D PRINTING NATURE-INSPIRED INFRASTRUCTURE

COLLABORATIVE RESEARCH WORKSHOP

7-8 Feb 2024 | Vicksburg, MS


Achieve optimized 3D printed structural morphologies, ensuring successful habitat functionality and biocompatibility.

SHARE IDEAS
BUILD COMMUNITY
PLAN STRATEGICALLY

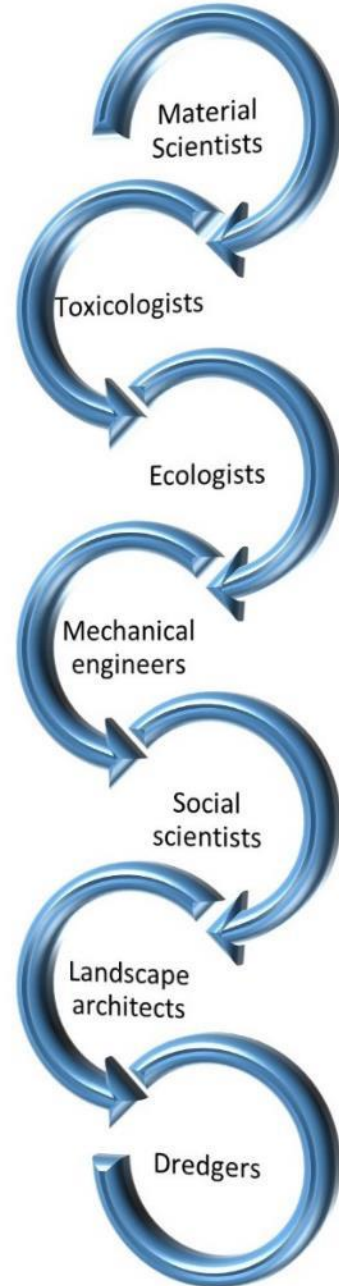
CONTACT: ALAN.J.KENNEDY@USACE.ARMY.MIL
ANDREW.D.MCQUEEN@USACE.ARMY.MIL



REGISTER TODAY

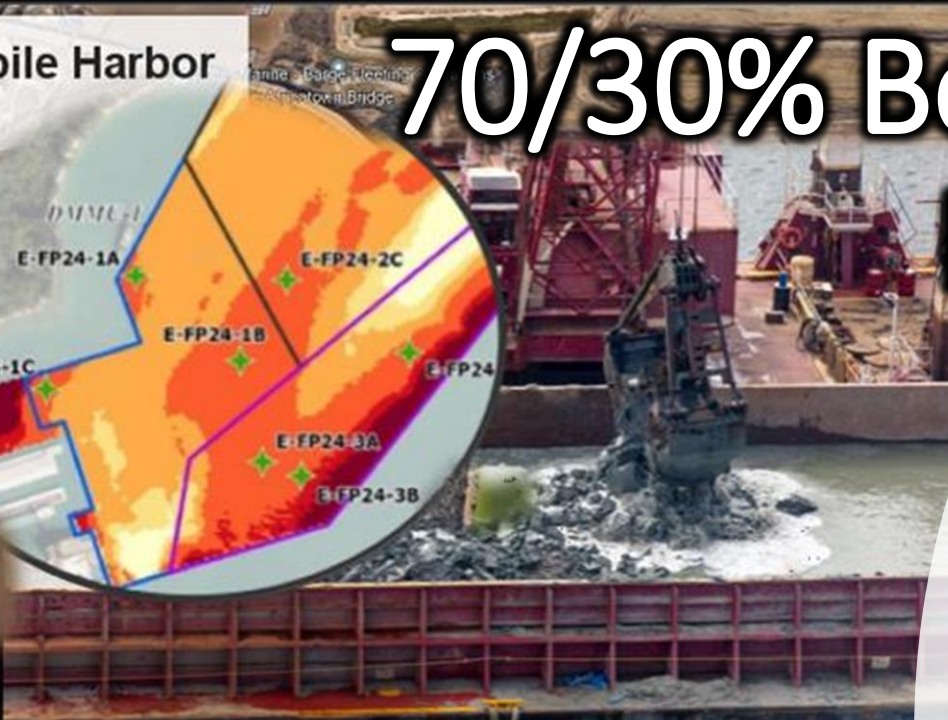
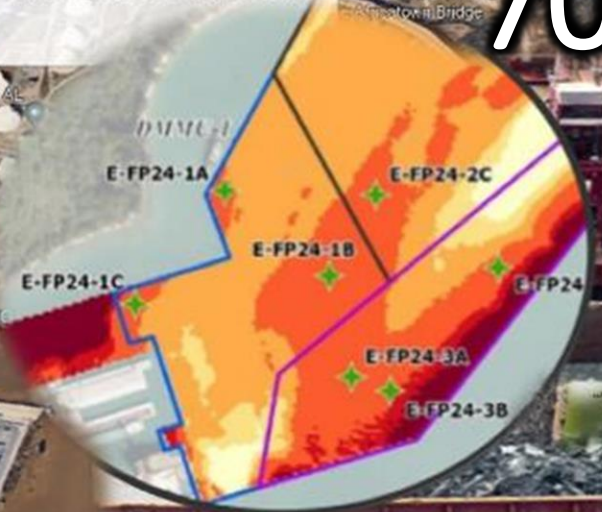


Featured on the EWN Podcast
3D Printing Nature-Based Solutions



Mobile Harbor

70/30% Beneficial Use Goal By 2030




Google Earth

Imagery ©



3D Printing for Environmental Solutions



Beneficial Use of Dredged Material

CHALLENGE:

- Perception: dredged sediment = **liability**, ≠ **resource**
- **Artificial Reefs** lack natural geometric **complexity**
- Constructed of **unsuitable, contaminated** materials

SOLUTION:

- **Demonstrate** power of 3DP to transform **dredged sediment** into **Nature-Inspired Infrastructure**



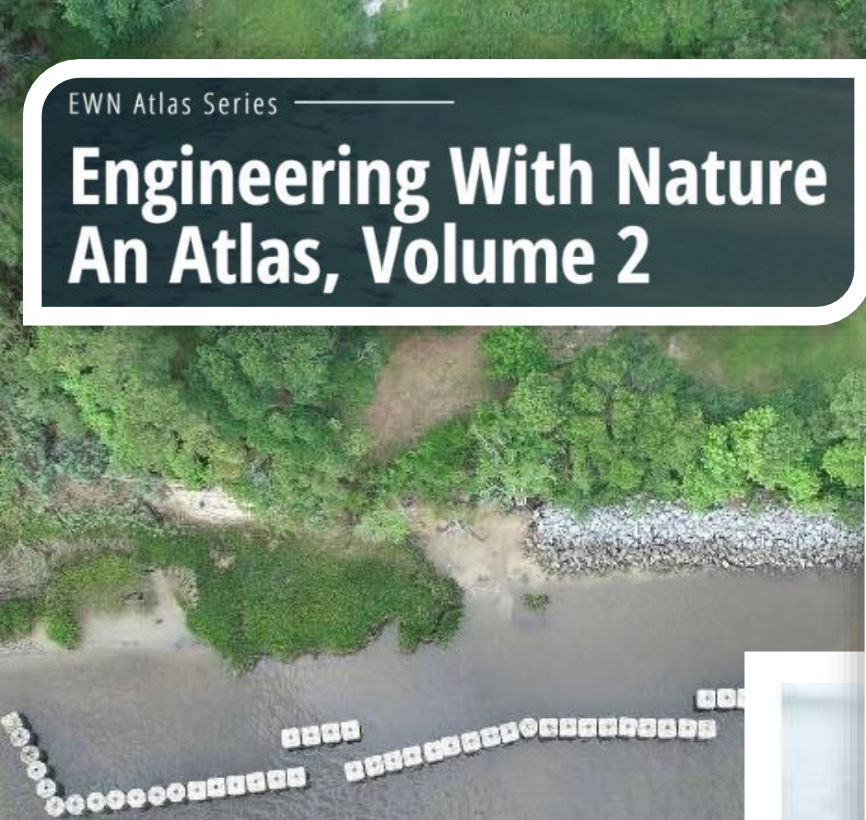
This complex block features a collage of images related to dredging and habitat creation. At the top, a text box states: ">300 Threatened & Endangered Species concerns impact 430 USACE projects". The collage includes:

- A dredger operating on a barge.
- Artificial reefs with circular openings.
- 3D printed coral-like structures.
- A 3D printed tree-like structure.
- A circular inset showing "Beneficial use" of sediment.
- A circular inset showing "of dredged material for" use.
- A circular inset showing "Natural Inspired Infrastructure".
- A central image of a boat on the water.
- The EWN logo (Engineering With Nature) in the bottom right.

UNCLASSIFIED

EWN Atlas Series

Engineering With Nature An Atlas, Volume 2





Academic ■ **Federal** ■ **Industry**

Industry: ANCHOR OEA, NATRX, TITAN AMERICA, IPrint, Heidelberg Materials, decision partners, ASH GROVE, ARCTOS, CJC, ITA INTERNATIONAL.

Academic: PURDUE, VIRGINIA TECH., ASU, STATE M, CHARLESTON, TEXAS A&M UNIVERSITY, RUTGERS, PennState, C, T, A, VT.

Federal: NOAA, USGS, CHL COASTAL & HYDRAULICS LABORATORY, ERDC, TEL.



Ecosystem Restoration & Bio-inspired design

Material Properties

JAR TESTING FOR SOIL TYPE

SAND	LOAM	CLAY
0 - 10% clay 0 - 10% silt 80 - 100% sand	10 - 30% clay 30 - 50% silt 25 - 50% sand	80 - 100% clay 0 - 40% silt 0 - 45% sand

Particle mixtures

- Clay
- Silt
- Sand

Conditions

"Printability"

- Extrusion
- Solidification

• Organic matter
• Fine-shearing
• De-watering
• Wet/dry (moisture content)
• Additives?

<https://jamelemurba.wordpress.com/2016/02/26/the-soil-texture-pyramid/>

Coastal Resilience & Sustainability

Prepare • Resist • Recover • Adapt

Post processing

Scale-up: bigger, faster, better???

of the Bay may be hazardous to your



The Contaminated Sediment Problem Perception

- EPA 1997 sediment survey report concluded 1 billion m³ surface sediment “pose potential risks”
 - ≈350 sediment sites in Superfund
 - Contaminated sites adversely impact navigation projects
- CONTAMINATED SEDIMENT MANAGEMENT COSTS RANGE FROM \$5-1,000 PER CY

Carbon	➔	Reduce organics
Zeolite	➔	Reduce ammonia
TiO ₂	➔	Degrade PAHs, PFAS


Fish are plentiful at the lagoon near state Highway 101 in Brisbane.

Sequestering 3D printed dredge sediment leachate

Experiment 1 – Material resilience



Experiment 2 – Leachate testing



Method development

3D printed dredge material

Leachate testing


Questions?



ENVIRONMENTAL RISK ASSESSMENT
ADVANCED MATERIALS



Engineering With Nature[®]
Additive Manufacturing



Alan.J.Kennedy@usace.army.mil; 601-634-3344

<https://vimeo.com/927292277/f9f1257317>